


PANTHEON

some shots
from the most
beautiful
places
I saw around

★ ★ ★ ★ ★
CENTURY[®]
FINCIBEC GROUP

GRES FINE PORCELLANATO



I GET **INSPIRED.**

“We shape our buildings; thereafter they shape us”

Winston Churchill

Percepire le emozioni che uno spazio può comunicare, è il punto di partenza di questa ricerca. Immagini di case, scorci urbani, edifici, che respirano e trasmettono suggestioni di storia, umanità, stili di vita.

Feeling the emotions that a space can communicate is the starting point of this research. Images of houses, urban sights, buildings that breathe and transmit influences of history, humanity, lifestyles.

PANTHEON

GRES FINE PORCELLANATO



Il gres fine porcellanato a massa colorata rappresenta la più avanzata espressione qualitativa dei prodotti ceramici per pavimenti. Viene ottenuto attraverso la miscelazione di argille pregiate, di feldspati, quarzi ed altre sostanze naturali raffinate ed omogeneizzate attraverso atomizzazione. L'alta qualità delle materie prime, la forgiatura mediante presse ad alto tonnellaggio e la cottura ad elevatissima temperatura consentono di ottenere lastre di eccezionale resistenza e compattezza, idonee agli impieghi più severi.

The fine porcelain stoneware with coloured body represents the most advanced quality expression of floor ceramic products. It is obtained through mixing precious clays, feldspars, quartz and other natural substances refined and homogenized through spraydrying. The high quality of the raw materials, the shaping by high tonnage presses and the firing at extremely high temperatures enable to obtain exceptionally resistant and compact slabs, suitable for the most demanding applications.

SUPERFICIE NATURALE NATURAL SURFACE

4 COLORI / COLOURS

VENUS - ARES - JUPITER - MERCUR

5 FORMATI / SIZES

30X60 (12"X24");
50X50 (20"X20");
25X25 (10"X10");
25X50 (10"X20");
50X100 (20"X40")

1 BORDO / EDGE

NATURALE - NATURAL

SUPERFICIE GRIP GRIP SURFACE

2 COLORI / COLOURS

VENUS - ARES

3 FORMATI / SIZES



50X50 (20"X20");
25X25 (10"X10");
25X50 (10"X20");

1 BORDO / EDGE



NATURALE - NATURAL



Tutti i colori sono disponibili nella versione NATURALE 

I colori Venus e Ares sono disponibili anche nella versione GRIP  

All colours are available in NATURAL version 

Colours Venus and Ares are also available in GRIP version  



PANTHEON


VENUS





PANTHEON

VENUS



PANTHEON
VENUS






PANTHEON

VENUS

AMBIENTE REALIZZATO CON SUPERFICIE GRIP
SETTING COMPLETED WITH GRIP SURFACE






PANTHEON

ARES



PANTHEON

ARES





PANTHEON
ARES



PANTHEON
ARES




PANTHEON

ARES

AMBIENTE REALIZZATO CON SUPERFICIE GRIP
SETTING COMPLETED WITH GRIP SURFACE



PANTHEON
ARES
AMBIENTE REALIZZATO CON SUPERFICIE GRIP
SETTING COMPLETED WITH GRIP SURFACE



PANTHEON


JUPITER





PANTHEON


JUPITER





PANTHEON

JUPITER





PANTHEON
MERCUR




PANTHEON

MERCUR







PANTHEON
MERCUR




PANTHEON




50x100 - 20"x40"
naturale / ■ 162
79200 Venus
79201 Ares
79202 Jupiter
81396 Mercur




50x50 - 20"x20"
naturale / ■ 112
79203 Venus
79204 Ares
79205 Jupiter
81397 Mercur
grip / ■ 112
82861 Venus
82864 Ares




30x60 - 12"x24"
naturale / ■ 94
79207 Venus
79208 Ares
79211 Jupiter
81395 Mercur



25x50 - 10"x20"
naturale / ■ 112
79197 Venus
79198 Ares
79199 Jupiter
81394 Mercur
grip / ■ 112
82860 Venus
82863 Ares



25x25 - 10"x10"
naturale / ■ 112
79194 Venus
79195 Ares
79196 Jupiter
81393 Mercur
grip / ■ 112
82859 Venus
82862 Ares



5,3x5,3 - 2"x2"
mosaico su rete 33,3x33,3 - 13"x13" / ■ 198
79212 Venus
79213 Ares
79214 Jupiter
81398 Mercur



VENUS



ARES



JUPITER

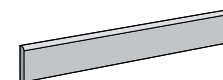


MERCUR

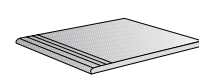


GRES FINE PORCELLANATO
FINE PORCELAIN STONEWARE

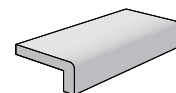
PEZZI SPECIALI . SPECIAL PIECES



8x50 - 3"x20"
Battiscopa naturale / ● 15



50x50 - 20"x20"
Gradino naturale / ● 59



15x30x4 - 6"x12"x1,5"
Elemento Elle Grip / ● 36

SCHEMI DI POSA MODULAR LAYOUT

50x50

% X MQ: 24,2 %

25x50

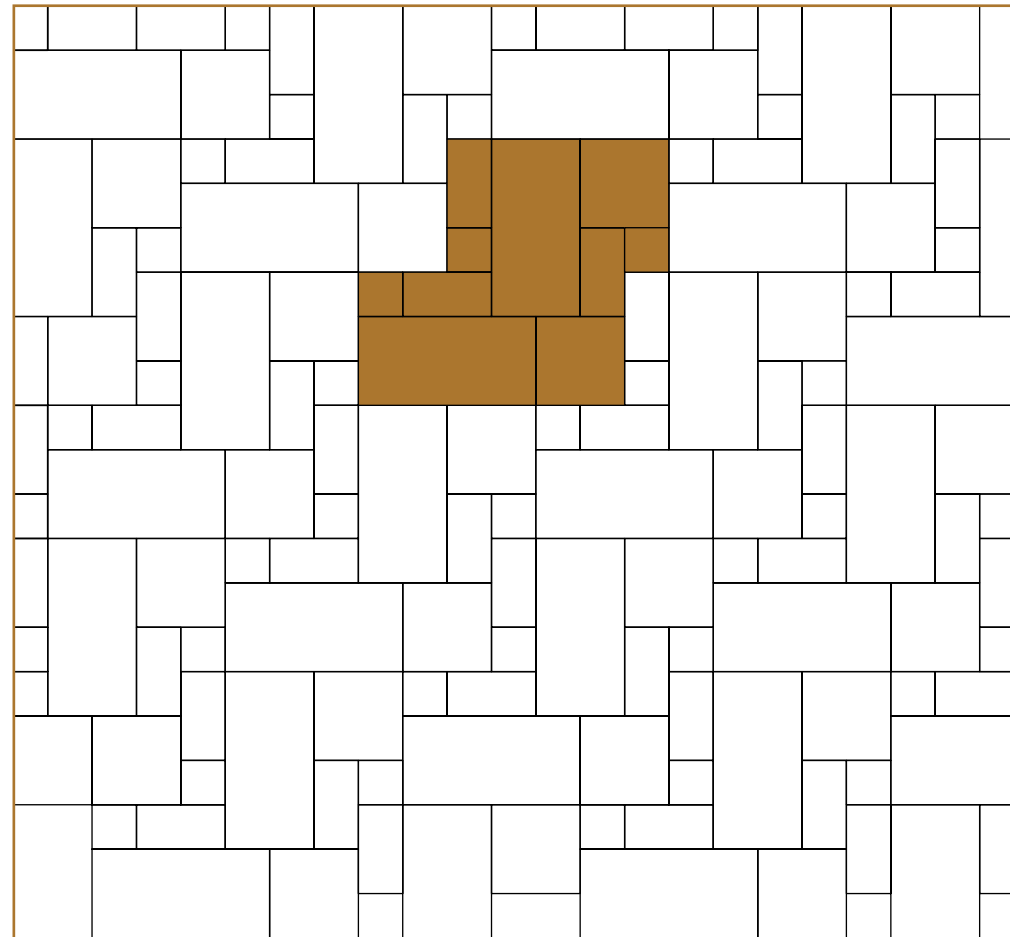
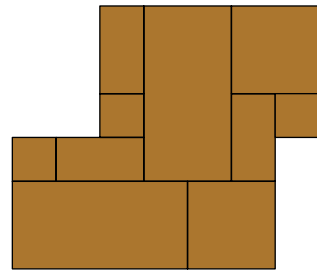
% X MQ: 18,2 %

25x25

% X MQ: 9,1 %

100x50

% X MQ: 48,5 %



50x50


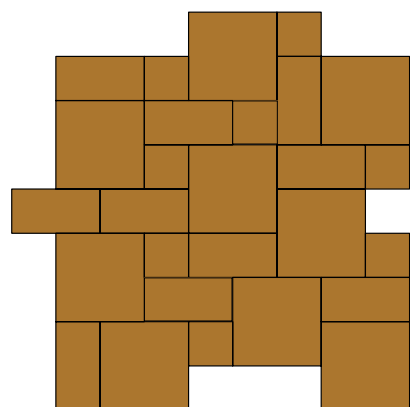
% X MQ: 56,3 %

25x50

% X MQ: 31,3 %

25x25

% X MQ: 12,5 %

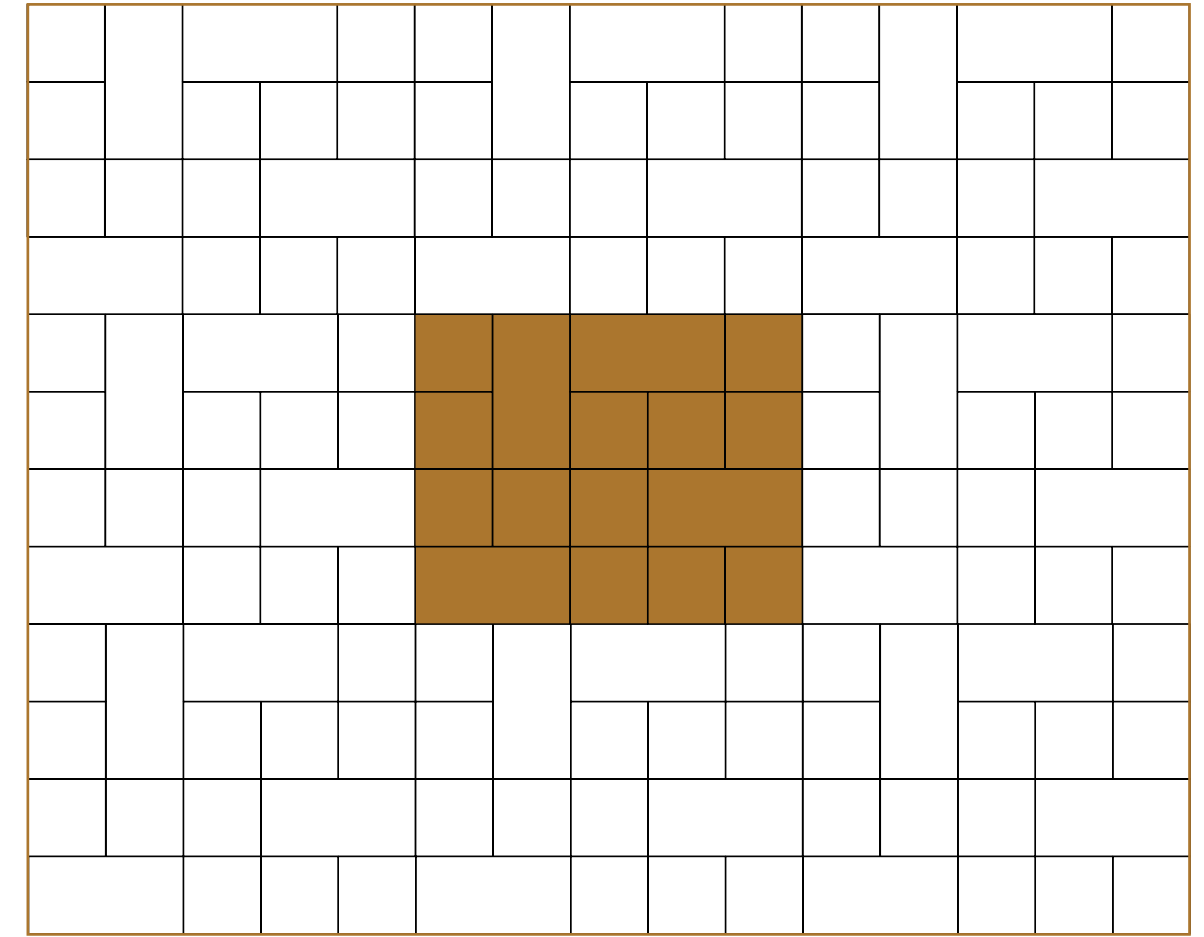



50x50

% X MQ: 60,0 %

100x50











% X MQ: 40,0 %



IMBALLI PACKAGING


		30x60	50x50	25x25	25x50	50x100	33,3x33,3 mod.
	Pc.	6	4	17	9	2	9
	m ²	1,08	1	1,063	1,125	1	1
	kg	21,5	21,5	22	23	22,5	21
	Colli Boxes/Boites	40	39	66	54	42	
	Krt. EUR						
	m ²	43,20	39	70,158	60,75	42	
	m ² EUR						
	kg	860	838,5	1452	1242	945	
	kg EUR						

PANTHEON


 Caratteristiche tecniche Technical data Caractéristiques techniques Technische Daten Características técnicas		Tipo di prova Standard of test Norme du test Testnorm Tipo de prueba	Valore Century Century standards Valeur Century Ergebnis Century Valor de Century
 Dimensioni Sizes Dimensions Abmessungen Dimensiones		ISO 10545.2	A norma According to norm Selon la norme Nach Norm Conforme
 Assorbimento d'acqua Water absorption Absorption d'eau Wasseraufnahme Absorción del agua		ISO 10545.3	≤ 0,5%
 Resistenza a flessione Breaking strength Resistance a la flexion Biegefestigkeit Resistencia a la flexión		ISO 10545.4	≥ 35 N/mm ²
 Resistenza agli shock termici Resistance to thermal shock Resistance aux chocs thermique Temperaturwechselbeständigkeit Resistencia a los cambios térmicos		ISO 10545.9	Garantita Guaranteed Garantie Garantiert Garantizada
 Resistenza al gelo Frost resistance Resistance au gel Frostbeständigkeit Resistencia a la helada		ISO 10545.12	Garantita Guaranteed Garantie Garantiert Garantizada
 Coefficiente di dilatazione termica lineare Thermal expansion coefficient Coefficient de dilatation thermique lineare Wärmeausdehnungskoeffizient Coeficiente de dilatación termica lineal		ISO 10545.8	A norma According to norm Selon la norme Nach Norm Conforme
 Resistenza all'attacco chimico Chemical resistance Resistance chimique Beständigkeit gegen chemicalien Resistencia al ataque químico		ISO 10545.13	A norma According to norm Selon la norme Nach Norm Conforme
 Resistenza alle macchie Stains resistance Resistance aux taches Fleckenbeständigkeit Resistencia a las manchas		ISO 10545.14	A norma According to norm Selon la norme Nach Norm Conforme
 Resistenza allo scivolamento Slip Resistance Resistance au glissement Rutschfestigkeit Resistencia al deslizamiento Per ulteriori informazioni: www.centuryceramica.it For more information visit: www.centuryceramica.it		ASTM C1028 dry ≥ 0.6 / wet ≥ 0.6 DIN 51130 R 9 nat R 11 grip DIN 51097 A+B+C (grip) A+B (mosaico)	

Escluso pezzi speciali ed elementi decorativi - With the exception of special pieces and decors


variazioni cromatiche / colour variations




V1 Aspetto uniforme
Even appearance



V2 Lieve variazione
Light variation



V3 Media variazione
Medium variation



V4 Intensa variazione
Strong variation

categorie d'impiego / use classes



C1 Piastrelle da pavimento
consigliate per traffico leggero
Floor tiles recommended for light traffic



C2 Piastrelle da pavimento consigliate
per traffico medio-leggero
Floor tiles recommended for medium-light traffic



C3 Piastrelle da pavimento
consigliate per traffico medio
Floor tiles recommended for medium traffic



C4 Piastrelle da pavimento consigliate
per traffico medio-pesante
Floor tiles recommended for medium-heavy traffic



C5 Piastrelle da pavimento consigliate per
impieghi con forti sollecitazioni
Floor tiles recommended for highly stressed uses



GRES FINE PORCELLANATO

La Serie PANTHEON é caratterizzata da forti stonalizzazioni di colore. E' pertanto indispensabile, all'atto della posa, prelevare le piastrelle da più confezioni.

The PANTHEON Line features pronounced strong shade variation, so it is necessary to take the tiles from several different boxes when laying them.

LE TONALITÀ DEI COLORI RIPORTATE NEL CATALOGO SONO INDICATIVE / THE COLOURS SHADES, REPORTED ON THE CATALOGUE, ARE INDICATIVE.



FINCIBEC S.p.A.

Uffici Comm.li e Stabilimento: Via Radici in Monte, 18/19
42014 Roteglia (RE) Italy / Tel. +39 0536 855511
Fax Italia +39 0536 851239 - Fax Export +39 0536 855541
www.century-ceramica.it - info@century-ceramica.it /

Amministrazione: Via Valle D'Aosta, 47
41049 Sassuolo (MO) Italy / Tel. +39 0536 861300
Fax +39 0536 861351 / www.fincibec.it - info@fincibec.it
GRUPPO FIRE - Fire s.r.l

